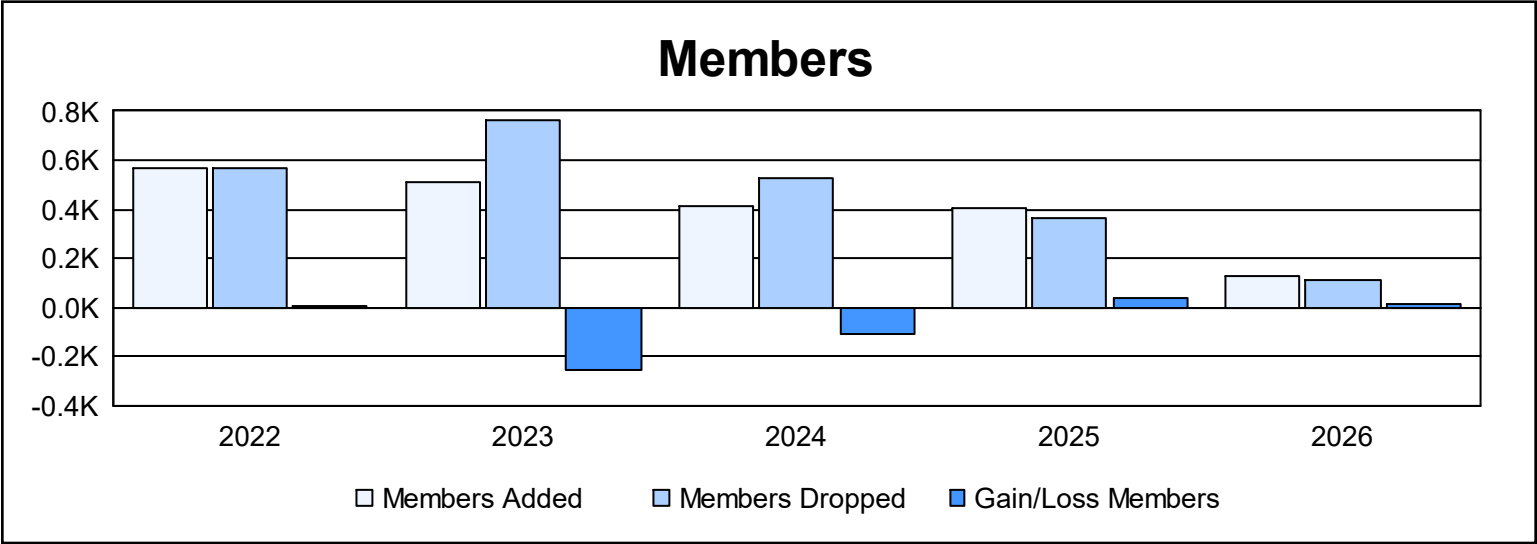
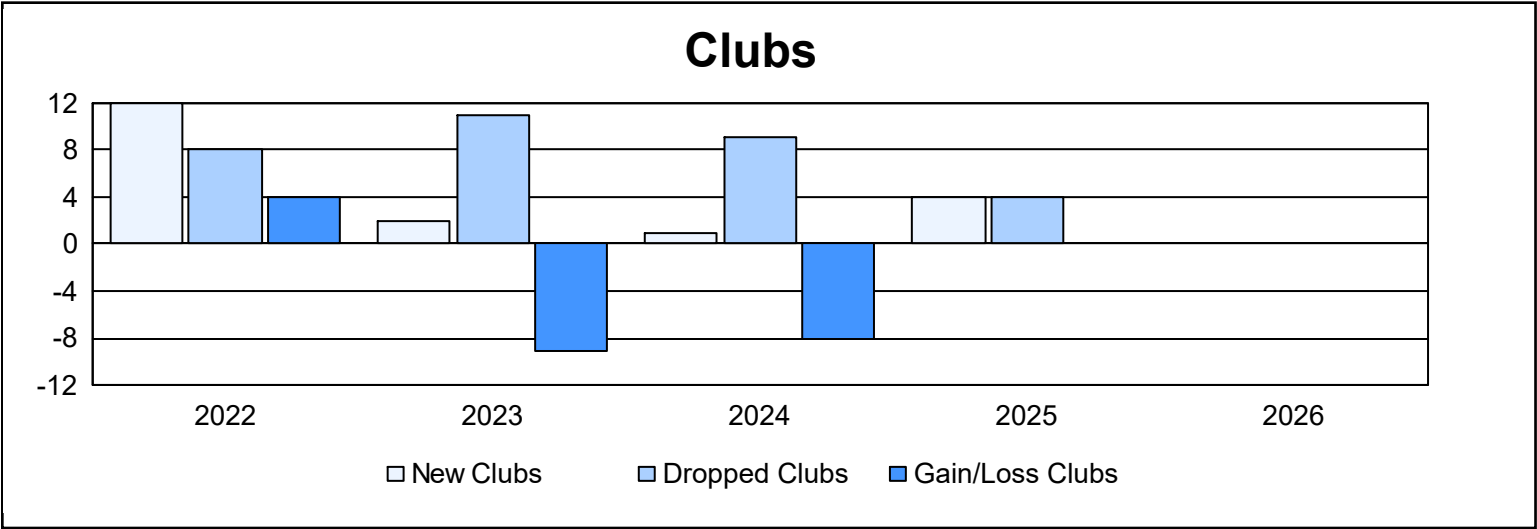
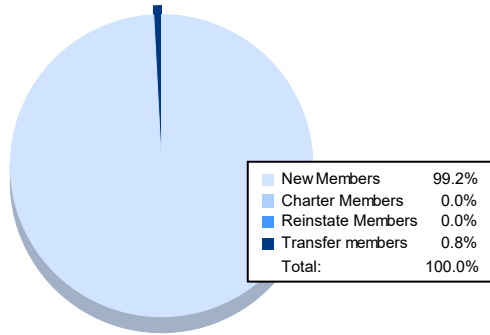


| Year      | New Clubs | Dropped Clubs | Gain/ Loss Clubs | New Members | Charter Members | Reinstate Members | Transfer Members | Total Member Added | Total Members Dropped | Gain/ Loss Members |
|-----------|-----------|---------------|------------------|-------------|-----------------|-------------------|------------------|--------------------|-----------------------|--------------------|
| 2021-2022 | 12        | 8             | 4                | 255         | 306             | 4                 | 6                | 571                | 569                   | 2                  |
| 2022-2023 | 2         | 11            | -9               | 388         | 105             | 11                | 8                | 512                | 765                   | -253               |
| 2023-2024 | 1         | 9             | -8               | 361         | 32              | 17                | 6                | 416                | 528                   | -112               |
| 2024-2025 | 4         | 4             | 0                | 289         | 90              | 6                 | 16               | 401                | 362                   | 39                 |
| 2025-2026 | 0         | 0             | 0                | 126         | 0               | 0                 | 1                | 127                | 110                   | 17                 |
| Average   | 4         | 6             | -3               | 284         | 107             | 8                 | 7                | 405                | 467                   | -61                |



### Membership Composition November 2025 Cumulative



### Gender Composition November 2025 Cumulative

